



Assured Comfort® Beds
3629 Reed Creek Drive
Bassett, VA 24055

866.852.2337
AssuredComfortBed.com

Thank you for your interest in Assured Comfort® Beds!

Please find more enclosed information about our Assured Comfort® Custom Crafted AdjustableBed, together with the appropriate M.S.R.P pricing information.

With three models to choose from, our products are unique in several ways. We offer complete customization of an adjustable bed. This includes your choice of size, headboard and footboard as well as the best mattress to suit your needs. For health and wellness we can also provide a fully electric, remote controlled Hi-Lo frame to complement the whisper quiet articulation of our Assured Comfort® bed.

We offer specific additional customization depending on your needs. Also, our custom adjustable foundation can be designed to retrofit into your existing bed surround.

Best of all, each bed is completely custom crafted for you right here in the USA. We will make every effort possible to ensure your complete satisfaction with our product.

We can be reached at our office through our toll-free number 866-852-2337. If you call after hours, please leave a message and we will return your call as soon as possible.

We look forward to working with you!

Kind Regards,
Assured Comfort Beds



Assured Comfort®
SIGNATURE SERIES
 Raised Panel / Cherry
 (Shown without mattress)

Assured Comfort® SIGNATURE SERIES

FEATURES

- Available in Twin, Full, Queen and Split King
- Choices include either a fixed foundation with articulation or an optional electric Hi-Lo feature along with head and foot articulation
- Foundation may be retrofitted into existing bed surrounds in most cases
- Bed can be ordered with or without footboard
- Leather upholstered, padded safety side rails or assist side rails are optional
- Uses cordless remote control. Corded optional
- Choice of mattresses to your specification
- Ask our representative about any necessary customization that is available

SALES

Assured Comfort® Beds
 A Division of SleepSafe® Beds, LLC
 Toll Free: 866.852.2337
 3629 Reed Creek Drive / Bassett, VA 24055
AssuredComfortBed.com



SPECIFICATIONS

HEADBOARD / FOOTBOARD

- Options for wooden, metal and fabric headboards and footboards. Headboard and footboard combinations need to include side rails.

ARTICULATION

- Head articulation movement is zero to 60 degrees
- Foot/Knee articulation movement is zero to 35 degrees

BED SIZE

- Twin: 38" x 80" / Full: 53" x 80" / Queen: 60" x 80"
 Split King: 76" x 80" (Custom sizes are also available)

MATTRESSES

- Standard firm mattress with thickness of 10". Custom mattresses are available.


WEIGHT CAPACITY

- Foundations support up to 400 pounds depending on mattress



Model with Raised Panel
 headboard & footboard with bed rails
 (Shown without mattress)

PROFILE DIMENSIONS / Assured Comfort® SIGNATURE SERIES



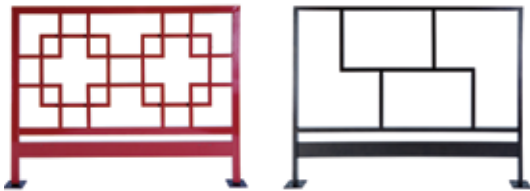
HEADBOARD DIMENSIONS

Assured Comfort® SIGNATURE SERIES



Mission Style & Raised Panel Headboards

| Standard | Width | Height | Depth |
|------------|-------|--------|-------|
| Twin | 42" | 34" | 3" |
| Full | 58" | 42" | 3" |
| Queen | 64" | 42" | 3" |
| Split King | 80" | 42" | 3" |



Chinese Chippendale & Modern Headboards

| Standard | Width | Height | Depth |
|------------|-------|--------|-------|
| Twin | 42" | 34" | 2" |
| Full | 58" | 42" | 2" |
| Queen | 64" | 42" | 2" |
| Split King | 80" | 42" | 2" |



Camelback & Flat Panel Headboards

| Standard | Width | Height | Depth |
|------------|-------|--------|-------|
| Twin | 42" | 34" | 3" |
| Full | 58" | 42" | 3" |
| Queen | 64" | 42" | 3" |
| Split King | 80" | 42" | 3" |

CONSIDERATIONS

WHAT IS THE PREFERRED TRANSFER HEIGHT?

- With a fixed foundation the SIGNATURE SERIES has a transfer height of 24" when using a standard 10" mattress. With the Hi-Lo option it offers a transfer height range from 24" to 32"

DOES THE BED NEED TO ACCOMODATE LIFT?

- Yes. The SIGNATURE SERIES will accomodate a lift.

WHAT IS THE FLOOR SURFACE?

- If the bed needs casters to be moved often, we recommend the MOBILE TWIN on a hard floor surface such as wood or tile.

DO YOU NEED SIDE SAFETY OR ASSIST RAILS?

- If the need for safety, or help getting in and out of bed exists, consider side safety or assist rails.



WARRANTY

Full One-Year Warranty

Assured Comfort® Adjustable Beds are warranted against defects in workmanship or materials for a period of one year from the date of purchase. SleepSafe® Beds, LLC will repair or replace any defective part at no cost to the purchaser.

Limited Five Year Warranty

During the second through fifth years from the date of purchase, SleepSafe Beds, LLC will replace any part found to be defective. Purchaser shall pay all service and shipping costs related to the replacement of the defective parts.

Terms and Conditions

This warranty applies to normal use and does not cover any damage caused by excessive wear, abuse, misuse, mishandling or modification of the product.



Assured Comfort®
PLATFORM SERIES
 Mission Style Headboard
 Full Size / Espresso
 (Shown without mattress)

Assured Comfort® PLATFORM Series

FEATURES

- Available in Twin, Full, Queen and Split King
- Foundation deck is 9" from the floor
- Foundation includes both electric Hi-Lo feature along with head and foot articulation
- Hi-Lo feature allows a 10" height adjustment of the foundation deck.
- Leather upholstered, padded safety side rails or assist side rails are optional
- Bed uses cordless remote control. Corded remote control available as option
- Choice of mattresses to your specification
- Ask our representative about any necessary customization that is available

SALES

Assured Comfort® Beds

A Division of SleepSafe® Beds, LLC

Toll Free: 866.852.2337

3629 Reed Creek Drive / Bassett, VA 24055

AssuredComfortBed.com



SPECIFICATIONS

HEADBOARD

- Raised Panel or Mission Style. Choice of Mahogany, Cherry, Oak, White, Espresso or Ebony finishes

ARTICULATION

- Head articulation movement is zero to 60 degrees
- Foot/Knee articulation movement is zero to 35 degrees

BED SIZES

- Twin: 38" x 80" / Full: 53" x 80" / Queen: 60" x 80" / Split King: 76" x 80" (Custom sizes are also available)

MATTRESSES

- Standard firm mattress with thickness of 8". Custom mattresses are available.

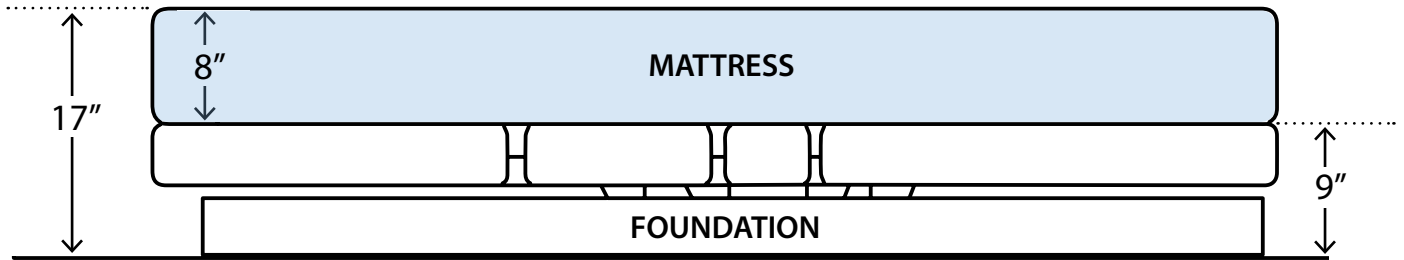
WEIGHT CAPACITY

- Foundations support up to 400 pounds depending on mattress specification.



Flat position / 9" from floor
 (Shown without mattress)

PROFILE DIMENSIONS / Assured Comfort® PLATFORM Series



HEADBOARD DIMENSIONS

Assured Comfort® PLATFORM Series



Mission Style Headboard

| Standard | Width | Height | Depth |
|------------|-------|--------|-------|
| Twin | 42" | 34" | 3" |
| Full | 58" | 42" | 3' |
| Queen | 64" | 42" | 3" |
| Split King | 80" | 42" | 3" |



Raised Panel Headboard

| Standard | Width | Height | Depth |
|------------|-------|--------|-------|
| Twin | 42" | 34" | 3" |
| Full | 58" | 42" | 3' |
| Queen | 64" | 42" | 3" |
| Split King | 80" | 42" | 3" |

QUESTIONS? Call 866.852.2337

CONSIDERATIONS

WHAT IS THE PREFERRED TRANSFER HEIGHT?

- With Hi-Lo operation, the PLATFORM Series offers a transfer height range from 17" to 27" when using a standard 8" mattress. This Series also offers the least distance between the floor and mattress.

DOES THE BED NEED TO ACCOMMODATE LIFT?

- The PLATFORM Series will not accommodate a lift, such as a Hoyer lift. We recommend the MOBILE TWIN or SIGNATURE Series if you need to use a lift.

WHAT IS THE FLOOR SURFACE?

- The surface is important. We will set up the bed to work on a floor surface, whether it is a hard surface, such as wood, or a softer surface, such as carpet. If the bed needs casters to be moved often, we recommend the MOBILE TWIN.

DO YOU NEED SIDE SAFETY OR ASSIST RAILS?

- If the need for safety, or help getting in and out of bed exists, consider side safety or assist rails.



WARRANTY

Full One-Year Warranty

Assured Comfort® Adjustable Beds are warranted against defects in workmanship or materials for a period of one year from the date of purchase. SleepSafe® Beds, LLC will repair or replace any defective part at no cost to the purchaser.

Limited Five Year Warranty

During the second through fifth years from the date of purchase, SleepSafe Beds, LLC will replace any part found to be defective. Purchaser shall pay all service and shipping costs related to the replacement of the defective parts.

Terms and Conditions

This warranty applies to normal use and does not cover any damage caused by excessive wear, abuse, misuse, mishandling or modification of the product.



Assured Comfort®
MOBILE TWIN
Raised Panel / Cherry
(Shown without mattress)

Assured Comfort® MOBILE TWIN

FEATURES

- Available in Twin only
- Foundation includes both electric Hi-Lo feature along with head and foot articulation
- Hi-Lo feature allows a 10" height adjustment of the foundation deck.
- Headboard/footboard travel with foundation
- Leather upholstered, padded safety side rails or assist side rails are optional
- Bed uses cordless remote control. Corded remote control available as option
- Choice of mattresses to your specification
- Ask our representative about any necessary customization that is available

SALES

Assured Comfort® Beds

A Division of SleepSafe® Beds, LLC

Toll Free: 866.852.2337

3629 Reed Creek Drive / Bassett, VA 24055

AssuredComfortBed.com

SPECIFICATIONS

HEADBOARD

- Raised Panel or Mission Style. Choice of Mahogany, Cherry, Oak, White, Espresso or Ebony finishes

ARTICULATION

- Head articulation movement is zero to 60 degrees
- Foot/Knee articulation movement is zero to 35 degrees

BED SIZE

- Twin: 38" x 80"

MATTRESSES

- Standard firm mattress with thickness of 10". Custom mattresses are available.

WEIGHT CAPACITY

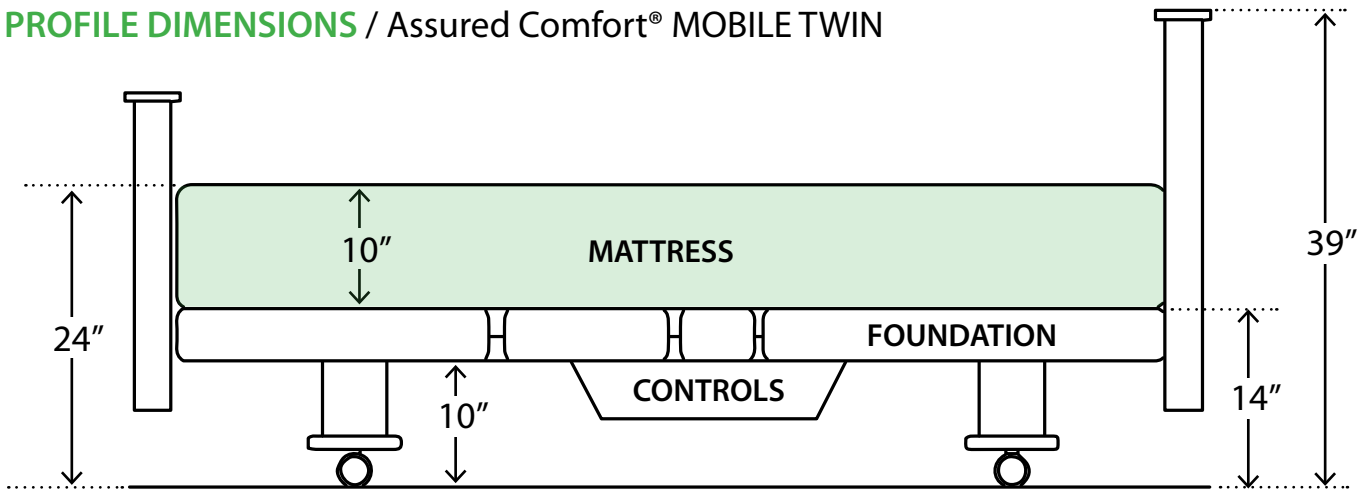
- Foundations support up to 400 pounds depending on mattress specification.



Flat position
(Shown without mattress)



PROFILE DIMENSIONS / Assured Comfort® MOBILE TWIN



HEADBOARD DIMENSIONS

Assured Comfort® MOBILE TWIN



Mission Style Headboard

| Standard | Width | Height | Depth |
|----------|-------|--------|-------|
| Twin | 42" | 32" | 3" |



Raised Panel Headboard

| Standard | Width | Height | Depth |
|----------|-------|--------|-------|
| Twin | 42" | 32" | 3" |

SALES

Assured Comfort® Beds

A Division of SleepSafe® Beds, LLC

Toll Free: 866.852.2337

3629 Reed Creek Drive / Bassett, VA 24055

AssuredComfortBed.com

CONSIDERATIONS

WHAT IS THE PREFERRED TRANSFER HEIGHT?

- With Hi-Lo operation, the MOBILE TWIN offers a transfer height range from 24" to 34" when using a standard 10" mattress.

DOES THE BED NEED TO ACCOMODATE LIFT?

- The MOBILE TWIN will accommodate a lift.

WHAT IS THE FLOOR SURFACE?

- If the bed needs casters to be moved often, we recommend the MOBILE TWIN be placed on a hard floor surface such as wood or tile.

DO YOU NEED SIDE SAFETY OR ASSIST RAILS?

- If the need for safety, or help getting in and out of bed exists, consider side safety or assist rails.



WARRANTY

Full One-Year Warranty

Assured Comfort® Adjustable Beds are warranted against defects in workmanship or materials for a period of one year from the date of purchase. SleepSafe® Beds, LLC will repair or replace any defective part at no cost to the purchaser.

Limited Five Year Warranty

During the second through fifth years from the date of purchase, SleepSafe Beds, LLC will replace any part found to be defective. Purchaser shall pay all service and shipping costs related to the replacement of the defective parts.

Terms and Conditions

This warranty applies to normal use and does not cover any damage caused by excessive wear, abuse, misuse, mishandling or modification of the product.



Headboard Selection

Native Wood

Hand Crafted with finish choices in Mahogany, Natural Oak, Espresso, White, Cherry, and Ebony. Wood samples are available upon request.

Metal

Uniquely built in our Virginia factory from steel and powder coated in your choice of color. See metal color chart for available choices.

Upholstery

Select from our exclusive fabrics or COM to compliment your bedroom. Available with or without tacks. See fabric color chart for available choices.

Contact:

Assured Comfort Beds

3629 Reed Creek Dr. / Bassett, VA 24055
Toll Free: 866.852.2337
AssuredComfortBed.com
customercare@AssuredComfortBed.com

Approximate dimensions. Subject to change.



Mission Headboard

| Standard | Width | Height | Depth |
|----------|-------|--------|-------|
| Twin | 44" | 48" | 4" |
| Full | 63" | 48" | 4" |
| Queen | 69" | 48" | 4" |
| King | 85" | 48" | 4" |

Footboard:

All footboards are 30" in height.

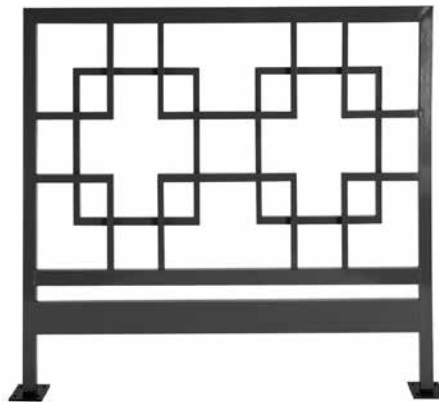


Raised Panel Headboard

| Standard | Width | Height | Depth |
|----------|-------|--------|-------|
| Twin | 40" | 48" | 3" |
| Full | 57" | 48" | 3" |
| Queen | 65" | 48" | 3" |
| King | 81" | 48" | 3" |

Footboard:

All footboards are 30" in height.



Chinese Chippendale Headboard

| Standard | Width | Height | Depth |
|----------|-------|--------|-------|
| Twin | 42" | 48" | 2" |
| Full | 58" | 48" | 2" |
| Queen | 64" | 48" | 2" |
| King | 78" | 48" | 2" |

Footboard:

All footboards are 30" in height.



New Modern Headboard

| Standard | Width | Height | Depth |
|----------|-------|--------|-------|
| Twin | 42" | 48" | 1" |
| Full | 58" | 48" | 1" |
| Queen | 64" | 48" | 1" |
| King | 78" | 48" | 1" |

Footboard:

All footboards are 30" in height.



Camelback Headboard

| Standard | Width | Height | Depth |
|----------|-------|--------|-------|
| Twin | 42" | 65" | 4" |
| Full | 58" | 65" | 4" |
| Queen | 64" | 65" | 4" |
| King | 78" | 65" | 4" |

Footboard:

All footboards are 30" in height.



Flat Panel Headboard

| Standard | Width | Height | Depth |
|----------|-------|--------|-------|
| Twin | 42" | 65" | 4" |
| Full | 58" | 65" | 4" |
| Queen | 64" | 65" | 4" |
| King | 78" | 65" | 4" |

Footboard:

All footboards are 30" in height.



Designer Headboard

| Standard | Width | Height | Depth |
|----------|-------|--------|-------|
| Twin | 42" | 63" | 4" |
| Full | 58" | 63" | 4" |
| Queen | 64" | 63" | 4" |
| King | 78" | 63" | 4" |

Footboard:

All footboards are 30" in height.



SELECT YOUR HEADBOARD AND FOOTBOARD



Raised Panel

Mission Style

WOOD & METAL SELECTIONS

Select one of our wood or metal finishes from the options below. All products are handcrafted in the USA.

WOOD FINISHES



White



Natural Oak




Cherry



Mahogany

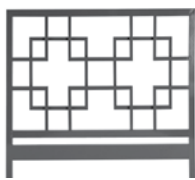


Espresso



Ebony

METAL FINISHES



Chinese Chippendale



Rose



Snow White



Indigo



Chocolate



Midnight



New Modern

Other custom colors for our metal frames are available.



Alabaster



Black Frost



Emerald



Amber Gold



Copper Penny

MATTRESSES

COMFORT TRANSFER™ MATTRESSES

Our proprietary "Comfort Transfer" mattress design allows users easier transfers from in and out of bed.

We paired our frame with a superior 10" memory foam/gel hybrid mattress as standard.

Our standard mattress has a medium to firm density. It is very comfortable with the right amount of support and the enhanced airflow feature ensures a cool and optimized temperature while you sleep.

Our Comfort Transfer™ design that adds firmness to the perimeter of the mattress for easier bed transfers.

Custom mattresses are available to cater to your specific need: firmer, softer, thicker, or thinner.



Our mattresses use Future Foam, a CertiPUR-US® certified foam with the following features:

- Made without ozone depleters
- Made without PBDEs, or TCEP "Tris" flame retardants
- Made without mercury, lead, and other heavy metals
- Made without formaldehyde
- Made without phthalates regulated by the Consumer Product Safety Commission
- Low VOC (Volatile Organic Compound) emissions for indoor air quality (less than 0.5 parts per million)





SELECT YOUR HEADBOARD AND FOOTBOARD



Flat Panel

Designer

Camelback

FABRIC CHOICES

Select one of our current fabrics from the below options or supply your own fabric (COM) for a truly unique design.

ICON Faux Leather Selection



RITZ Faux Suede Selection





BED SPECIFICATIONS

For any specification concerns, contact CustomerCare@AssuredComfortBed.com

- Construction materials used to manufacture our beds
- Availability of special equipment or bed functionality
- MSDS information for product components (if available).

Assured Comfort® Beds

A division of SleepSafe Beds, LLC

3629 Reed Creek Drive/ Bassett, VA 24055

Phone: (276) 627.0088 / Toll-Free 866.852.2337

Email: CustomerCare@AssuredComfortBed.com

TRANSFER HEIGHTS

The Assured Comfort® Adjustable Bed offers a range of transfer heights.

Transfer height is the distance from the top of the mattress to the floor.

| MODEL | MATTRESS DEPTH | TRANSFER HEIGHT |
|-------------|----------------|-----------------|
| Fixed Frame | 8" (Custom) | 22" |
| Fixed Frame | 10" (Standard) | 24" |
| Fixed Frame | 12" (Custom) | 26" |
| Hi-Lo Frame | 8" (Custom) | 22"-32" |
| Hi-Lo Frame | 10" (Standard) | 24"-34" |
| Hi-Lo Frame | 12" (Custom) | 26"-36" |

Note: If necessary, the Transfer Height for a fixed frame may be increased to 35" by custom ordering the frame with longer legs.

ANGLES OF ARTICULATION / HI-LO RANGE

The Assured Comfort® Adjustable Bed offers a range of bed articulation.

| HEAD ARTICULATION | KNEE ARTICULATION | HI-LO RANGE |
|-------------------|-------------------|---------------------------------------|
| 0 to 60 degrees | 0 to 35 degrees | 8" to 10" range of up & down movement |

MATTRESS SIZES

TWIN: 38" x 80" / FULL: 53" x 80" / QUEEN: 60" x 80" / SPLIT KING: 79" x 80"

Custom sizes may be ordered for an additional charge. Please, ask for details.

OVERALL BED DIMENSIONS (Width by Length)

TWIN FRAME: 39" x 81" / FULL FRAME: 54" x 81" / QUEEN FRAME: 61" x 81" / SPLIT KING: 79" x 81"

- When adding a Wooden Headboard add 4" to the overall Length and 3" to overall Width
- When adding a Wooden Headboard and Footboard add 10" to overall Length and 3" to overall Width
- When adding a Metal Headboard add 1" to overall Length and 1" to overall Width
- When adding a Metal Headboard and Footboard add 4" to overall Length and 1" to overall Width
- When adding a Fabric Headboard add 4" to overall Length and 3" to overall Width
- When adding a Fabric Headboard and Footboard add 10" to overall Length and 3" to overall Width

WEIGHT CAPACITY

The Assured Comfort® foundations will support up to 400 lbs.

Mattress weight capacity limitations will vary depending on their construction.



CUSTOMER CARE

For the following concerns, contact us at CustomerCare@AssuredComfortBed.com

- Construction or Design
- Availability of Frames or Fabric
- Delivery Information
- Sales Aids
- Sales Assistance
- Cancellations, Holds, or Changes

Assured Comfort® Beds

A division of SleepSafe Beds, LLC

3629 Reed Creek Drive/ Bassett, VA 24055

Phone: (276) 627.0088 / Toll-Free 866.852.2337

Email: CustomerCare@AssuredComfortBed.com

WARRANTY

Full One-Year Warranty

The Assured Comfort® Adjustable Bed is warranted against defects in workmanship or materials for a period of one year from the date of purchase. Sleep Safe Beds, LLC will repair or replace any defective part at no cost to the purchaser.

Limited Five Year Warranty

During the second through fifth years from the date of purchase, SleepSafe Beds, LLC will replace any part found to be defective. Purchaser shall pay all service and shipping costs related to the replacement of the defective parts.

Terms and Conditions

This warranty applies to normal use and does not cover any damage caused by excessive wear, abuse, misuse, mishandling or modification of the product.

NEED SERVICE?

Periodic checks of the tightness of all fasteners are recommended for product stability and safety. Clean with water and mild detergent using a soft cloth. Avoid abrasives and solvents.

MAINTENANCE

Simply call our toll free number, 866-852-2337. The Assured Comfort® comes complete with a manual that makes service quick and easy. Should you ever need information or in-home service, it's just a toll free call away.

RETAIL PRICE LIST

ASSURED COMFORT® BEDS

Effective October 2016



Assured Comfort® Beds

3629 Reed Creek Drive

Bassett, VA 24055


AssuredComfortBed.com



MOBILE TWIN

\$6,000 Includes Hi-Lo twin foundation, headboard, footboard and casters

\$6,600 Includes all of the above plus 10" mattress



PLATFORM SERIES

Includes Hi-Lo foundation, articulating frame only

| Twin | Full | Queen | Split King |
|---------|---------|---------|------------|
| \$4,000 | \$4,900 | \$5,150 | \$7,700 |

Include above foundation plus 8" mattress

| Twin | Full | Queen | Split King |
|---------|---------|---------|------------|
| \$4,600 | \$5,500 | \$5,700 | \$8,900 |



SIGNATURE SERIES

Includes fixed, articulating frame only

| Twin | Full | Queen | Split King |
|---------|---------|---------|------------|
| \$2,500 | \$2,900 | \$3,000 | \$4,900 |

Includes Hi-Lo, articulating frame only

| Twin | Full | Queen | Split King |
|---------|---------|---------|------------|
| \$3,750 | \$4,500 | \$4,750 | \$7,200 |

SIGNATURE and PLATFORM SERIES OPTIONS (Additional Charges)

| | Twin | Full | Queen | Split King |
|---------------------------------------|---------|---------|---------|------------|
| Raised Panel Headboard (Wood) | \$1,240 | \$1,500 | \$1,600 | \$1,750 |
| Raised Panel Footboard (Wood) | \$1,040 | \$1,300 | \$1,400 | \$1,550 |
| Mission Headboard (Wood) | \$1,250 | \$1,400 | \$1,500 | \$1,750 |
| Mission Footboard (Wood) | \$1,050 | \$1,200 | \$1,300 | \$1,550 |
| Modern Headboard (Metal) | \$1,700 | \$1,900 | \$2,000 | \$2,250 |
| Modern Footboard (Metal) | \$1,550 | \$1,750 | \$1,850 | \$2,100 |
| Chinese Chippendale Headboard (Metal) | \$1,800 | \$2,000 | \$2,100 | \$2,300 |
| Chinese Chippendale Footboard (Metal) | \$1,600 | \$1,800 | \$1,900 | \$2,100 |
| Upholstered Headboard (Fabric) | \$1,000 | \$1,200 | \$1,300 | \$1,500 |
| Upholstered Footboard (Fabric) | \$ 850 | \$1,050 | \$1,150 | \$1,350 |

SIGNATURE SERIES MATTRESSES (Additional Charges)

| | Twin | Full | Queen | Split King |
|------------------------------------|--------|---------|---------|------------|
| 8" Thickness (Choice of firmness) | \$ 800 | \$1,000 | \$1,100 | \$1,500 |
| 10" Thickness (Choice of firmness) | \$ 900 | \$1,100 | \$1,200 | \$1,700 |



SIDE ASSIST RAILS - \$450

Set of two. Fit any model of Assured Comfort Beds.



SIDE SAFETY RAILS - \$680

Set of two. Fit any model of Assured Comfort Beds.