



Assured Comfort® Beds, Inc.  
3629 Reed Creek Drive  
Bassett, VA 24055

866.852.2337  
AssuredComfortBed.com

Thank you for your interest in **Assured Comfort® Hi-Low Adjustable Beds!**

Please find additional information enclosed about our Assured Comfort® Hi-Low Adjustable Bed, together with the appropriate pricing information.

Each of the three model series, **Signature, Platform** and **Mobile Series**, are unique and offer an array of options when looking for a Hi-Low adjustable bed. This includes bed size, headboard and footboard style and finish, assist side rails, as well as the best mattress for your needs.

For health and wellness we can also provide a fully electric, remote controlled Hi-Low bed foundation to complement the quiet articulation of our Assured Comfort® Bed.

Each bed is completely crafted for you right here in the USA. We will make every effort possible to ensure your complete satisfaction with our product.

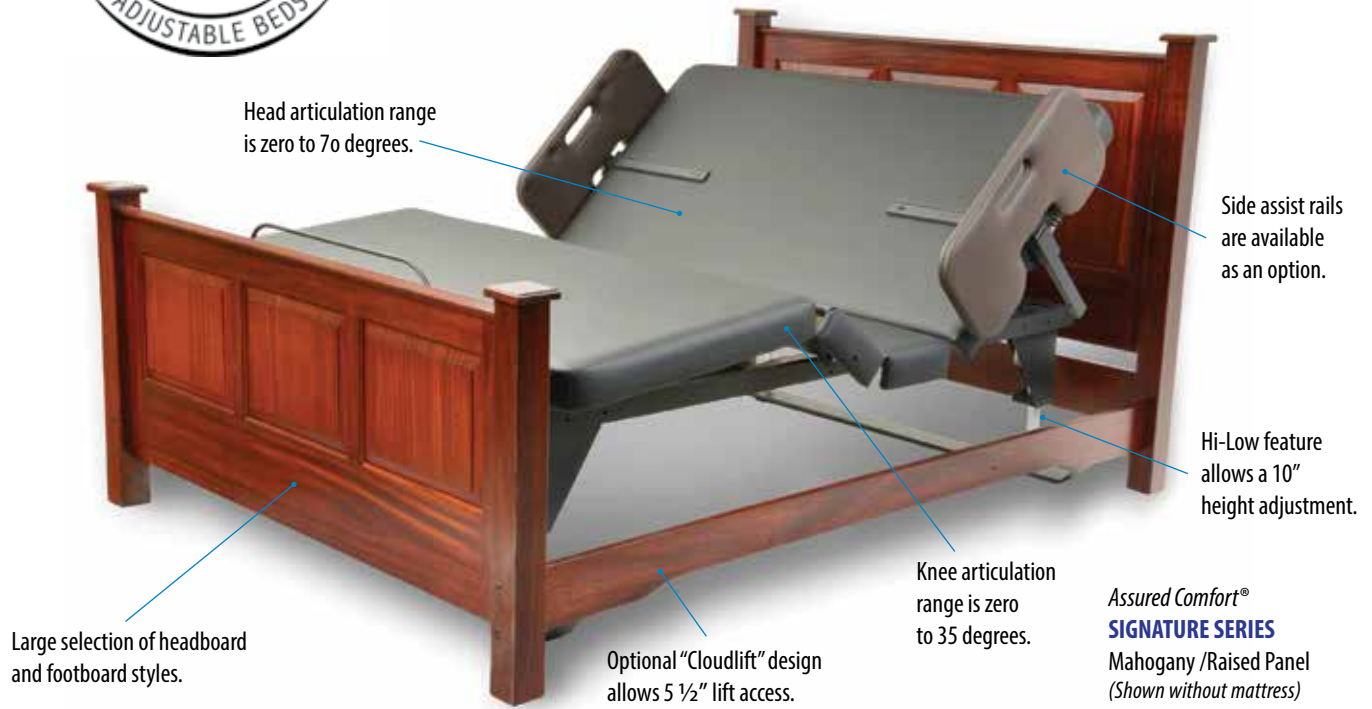
We can be reached at our office through our toll-free number **866-852-2337** or through our email address at **CustomCare@AssuredComfortBed.com**. There is also a form available on our website: AssuredComfortBed.com.

We look forward to working with you!

Kind Regards,  
Your Team at Assured Comfort Beds, Inc.



## SIGNATURE SERIES



Assured Comfort®  
SIGNATURE SERIES  
Mahogany / Raised Panel  
(Shown without mattress)

# Assured Comfort® Hi-Low Adjustable Beds

## FEATURES

- Includes quiet, electric Hi-Low operation along with head and knee articulation.
- Foundation may be retrofitted into existing bed surrounds in most cases.
- Bed can be ordered with or without footboard.
- Leather upholstered, padded assist side rails are available.
- Cordless and corded remotes are included.
- Choice of mattresses to your specification. Or, use your mattress if it works with our adjustable frame.
- Available in Twin, Full, Queen and Split King.
- If necessary, ask our representative about customization options.

## SALES

**Assured Comfort® Beds, Inc.**  
Toll Free: 866.852.2337  
3629 Reed Creek Drive / Bassett, VA 24055  
[AssuredComfortBed.com](http://AssuredComfortBed.com)

## SPECIFICATIONS

### HEADBOARD / FOOTBOARD

- Options for wood, metal and upholstered headboards and footboards, connected with matching side panels.

### ARTICULATION

- Head section moves from zero to about 70 degrees.
- Knee section moves from zero to about 35 degrees.

### MATTRESS SIZES

- Twin: 38" x 80" / Full: 53" x 80" / Queen: 60" x 80"  
Split King: 38" x 80" (x2) *(Custom sizes are available)*

### MATTRESSES

- 10" thick, "Comfort Transfer" premium mattress. Other mattress options are available.

### WEIGHT CAPACITY

- Foundation support varies depending on bed size and mattress. Contact customer service for details.

*Hundreds of combinations available!*

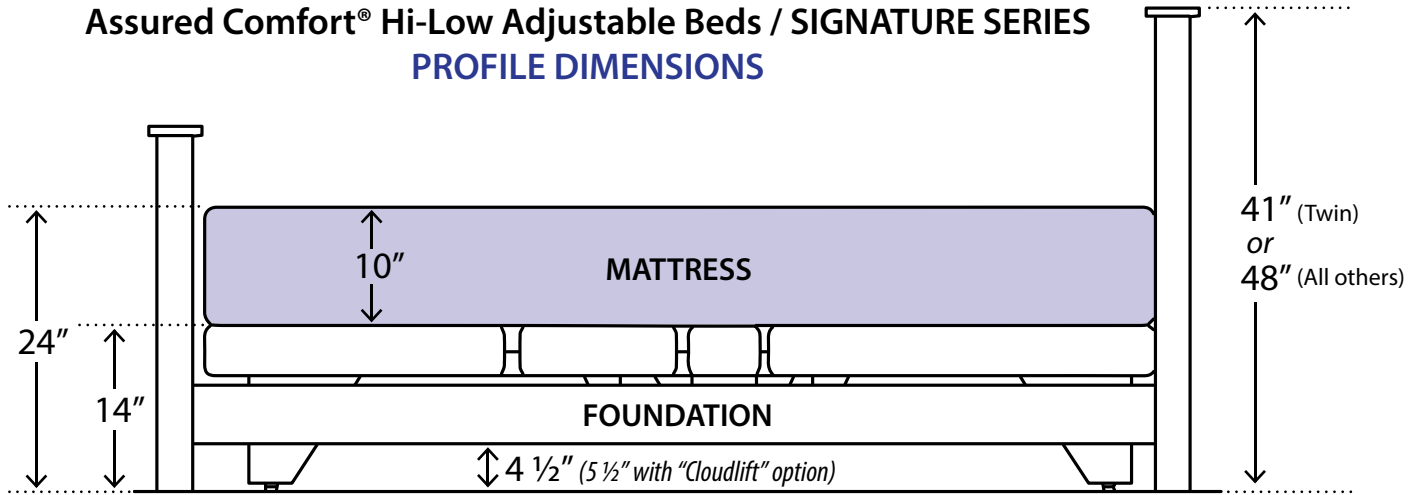


Model shown in down position  
(Shown without mattress)



*(Product features and dimensions subject to change without notice.)*

# Assured Comfort® Hi-Low Adjustable Beds / SIGNATURE SERIES PROFILE DIMENSIONS



## HEADBOARD DIMENSIONS

All footboards are about 30" in height.

Exact measurements can be provided once a specific combination is chosen.



Mission Style



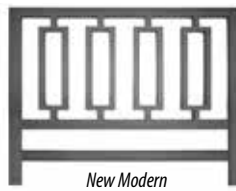
Raised Panel

### WOOD HEADBOARDS

| Standard   | Width | Height | Depth |
|------------|-------|--------|-------|
| Twin       | 41"   | 41"    | 3"    |
| Full       | 58"   | 48"    | 3"    |
| Queen      | 64"   | 48"    | 3"    |
| Split King | 82"   | 48"    | 3"    |



Chinese Chippendale



New Modern

### METAL HEADBOARDS

| Standard   | Width | Height | Depth |
|------------|-------|--------|-------|
| Twin       | 40"   | 41"    | 2"    |
| Full       | 55"   | 48"    | 2"    |
| Queen      | 62"   | 48"    | 2"    |
| Split King | 81"   | 48"    | 2"    |



Camelback



Flat Panel

### UPHOLSTERED HEADBOARDS

| Standard | Width | Height | Depth |
|----------|-------|--------|-------|
| Twin     | 41"   | 41"    | 3"    |
| Full     | 56"   | 47"    | 3"    |
| Queen    | 63"   | 47"    | 3"    |

(Product features and dimensions subject to change without notice.)

## CONSIDERATIONS

### WHAT IS THE PREFERRED TRANSFER HEIGHT?

- With a fixed foundation, the SIGNATURE SERIES has a transfer height of 24" when using a standard 10" mattress. With the Hi-Low option, it offers a transfer height range from 24" to 32".

### DOES THE BED NEED TO ACCOMODATE A LIFT?

- Yes. The SIGNATURE SERIES may accomodate a lift.

### WHAT IS THE FLOOR SURFACE?

- If the bed will be on a hard floor surface such as wood or tile and needs casters to be moved often, we recommend the MOBILE SERIES.

### DO YOU NEED SIDE ASSIST RAILS?

- For help getting in and out of bed, consider side assist rails. Height of rail varies with the thickness of the mattress.



Side Assist Rail (24")



Side Assist Rail (12")

## WARRANTY

### Full One-Year Warranty

Assured Comfort® Adjustable Beds are warranted against defects in workmanship or materials for a period of one year from the date of purchase. Assured Comfort Beds, Inc. will repair or replace any defective part at no cost to the purchaser.

### Limited Five Year Warranty

During the second through fifth years from the date of purchase, Assured Comfort Beds, Inc. will replace any part found to be defective. Purchaser shall pay all service and shipping costs related to the replacement of the defective parts.

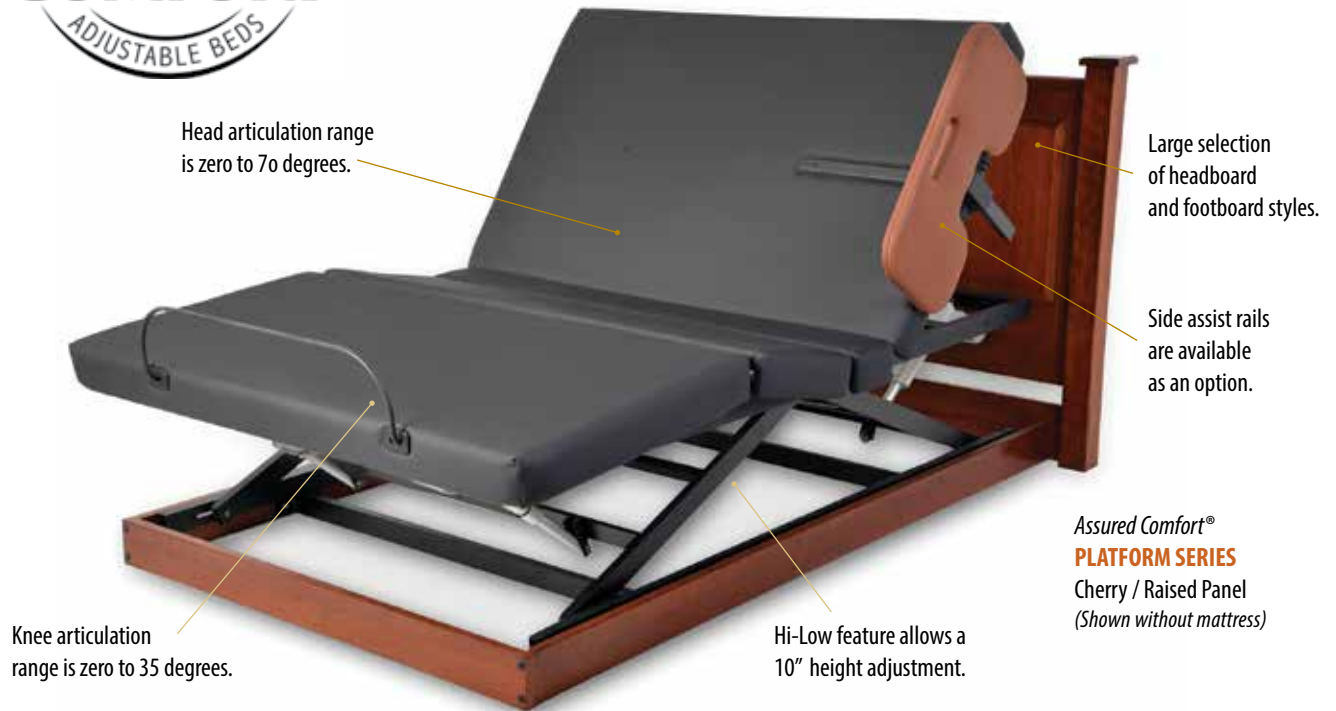
### Terms and Conditions

This warranty applies to normal use and does not cover any damage caused by excessive wear, abuse, misuse, mishandling or modification of the product.

**QUESTIONS? Call 866.852.2337**



## PLATFORM SERIES



Assured Comfort®  
**PLATFORM SERIES**  
 Cherry / Raised Panel  
 (Shown without mattress)

# Assured Comfort® Hi-Low Adjustable Beds

### FEATURES

- Includes quiet, electric Hi-Low operation along with head and knee articulation.
- Low transfer height! Foundation deck can be lowered to 9" from the floor. (17" with mattress)
- Leather upholstered, padded assist side rails are available.
- Cordless and corded remotes are included.
- Choice of mattresses to your specification. Or, use your mattress if it works with our Assured Comfort® adjustable bed foundation.
- Available in Twin, Full, Queen and Split King.
- If necessary, ask our representative about customization options.

### SALES

**Assured Comfort® Beds, Inc.**  
 Toll Free: 866.852.2337  
 3629 Reed Creek Drive / Bassett, VA 24055  
[AssuredComfortBed.com](http://AssuredComfortBed.com)

### SPECIFICATIONS

#### HEADBOARD / FOOTBOARD

- Options for wood, metal and upholstered headboards and footboards, connected with matching side panels.

#### ARTICULATION

- Head section moves from zero to about 70 degrees.
- Knee section moves from zero to about 35 degrees.

#### MATTRESS SIZES

- Twin: 38" x 80" / Full: 53" x 80" / Queen: 60" x 80"  
 Split King: 38" x 80" (x2) (Custom sizes are available)

#### MATTRESSES

- 8" thick, standard firm premium mattress. Other mattress options are available.

#### WEIGHT CAPACITY

- Foundation support varies depending on bed size and mattress. Contact customer service for details.



*Hundreds of combinations available!*

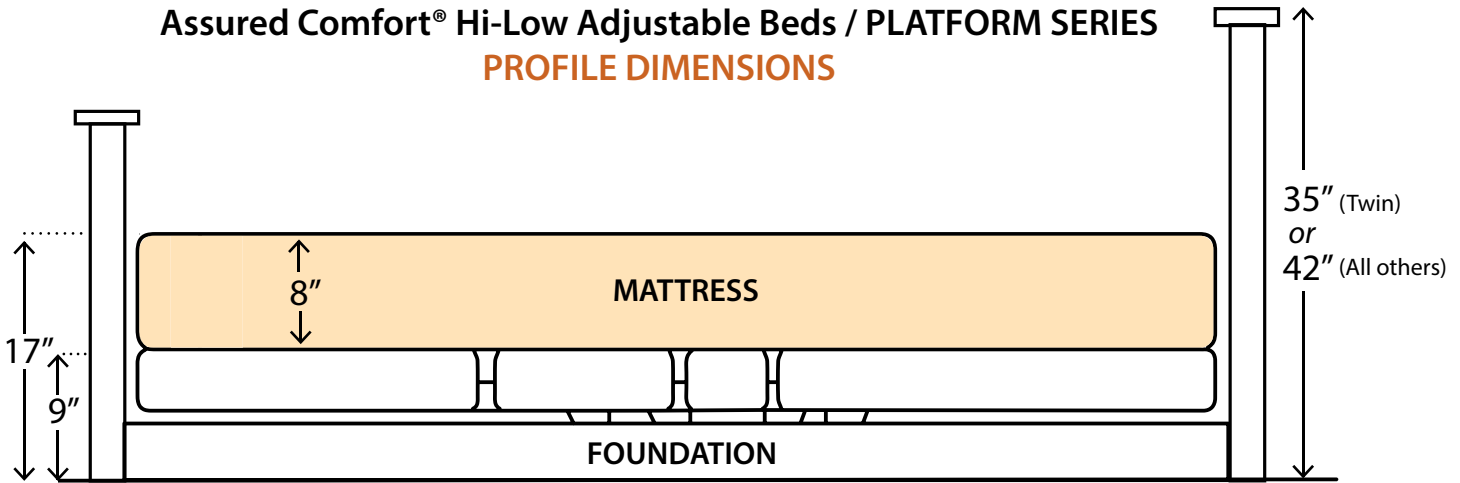
Model shown in down position  
 (Shown without mattress)



*(Product features and dimensions subject to change without notice.)*

# Assured Comfort® Hi-Low Adjustable Beds / PLATFORM SERIES

## PROFILE DIMENSIONS



### HEADBOARD DIMENSIONS

All footboards are about 30" in height.

Exact measurements can be provided once a specific combination is chosen.




Mission Style



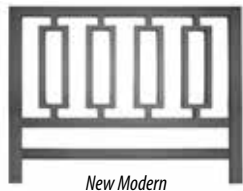
Raised Panel

### WOOD HEADBOARDS

| Standard   | Width | Height | Depth |
|------------|-------|--------|-------|
| Twin       | 41"   | 35"    | 3"    |
| Full       | 58"   | 42"    | 3"    |
| Queen      | 64"   | 42"    | 3"    |
| Split King | 82"   | 42"    | 3"    |



Chinese Chippendale



New Modern

### METAL HEADBOARDS

| Standard   | Width | Height | Depth |
|------------|-------|--------|-------|
| Twin       | 40"   | 35"    | 2"    |
| Full       | 55"   | 42"    | 2'    |
| Queen      | 62"   | 42"    | 2"    |
| Split King | 81"   | 42"    | 2"    |



Camelback



Flat Panel

### UPHOLSTERED HEADBOARDS

| Standard | Width | Height | Depth |
|----------|-------|--------|-------|
| Twin     | 41"   | 35"    | 3"    |
| Full     | 56"   | 42"    | 3'    |
| Queen    | 63"   | 42"    | 3"    |

(Product features and dimensions subject to change without notice.)

### CONSIDERATIONS

#### WHAT IS THE PREFERRED TRANSFER HEIGHT?

- With Hi-Lo operation, the PLATFORM Series offers a transfer height range from 17" to 27" when using a standard 8" mattress. This Series also offers the least distance between the floor and mattress surface.

#### DOES THE BED NEED TO ACCOMMODATE A LIFT?

- The PLATFORM Series will not accommodate a lift. We suggest using the SIGNATURE or MOBILE SERIES.

#### WHAT IS THE FLOOR SURFACE?

- If the bed will be on a hard floor surface such as wood or tile and needs casters to be moved often, we recommend the MOBILE SERIES.

#### DO YOU NEED SIDE ASSIST RAILS?

- For help getting in and out of bed, consider side assist rails. Height of the assist rail varies with the thickness of the mattress.



### WARRANTY

#### Full One-Year Warranty

Assured Comfort® Hi-Low Adjustable Beds are warranted against defects in workmanship or materials for a period of one year from the purchase date. Assured Comfort Beds, Inc. will repair or replace any defective part at no cost to the purchaser.

#### Limited Five Year Warranty

During the second through fifth years from purchase date, Assured Comfort Beds, Inc. will replace any part found to be defective. Purchaser shall pay all service and shipping costs related to the replacement of the defective parts.

### Terms and Conditions

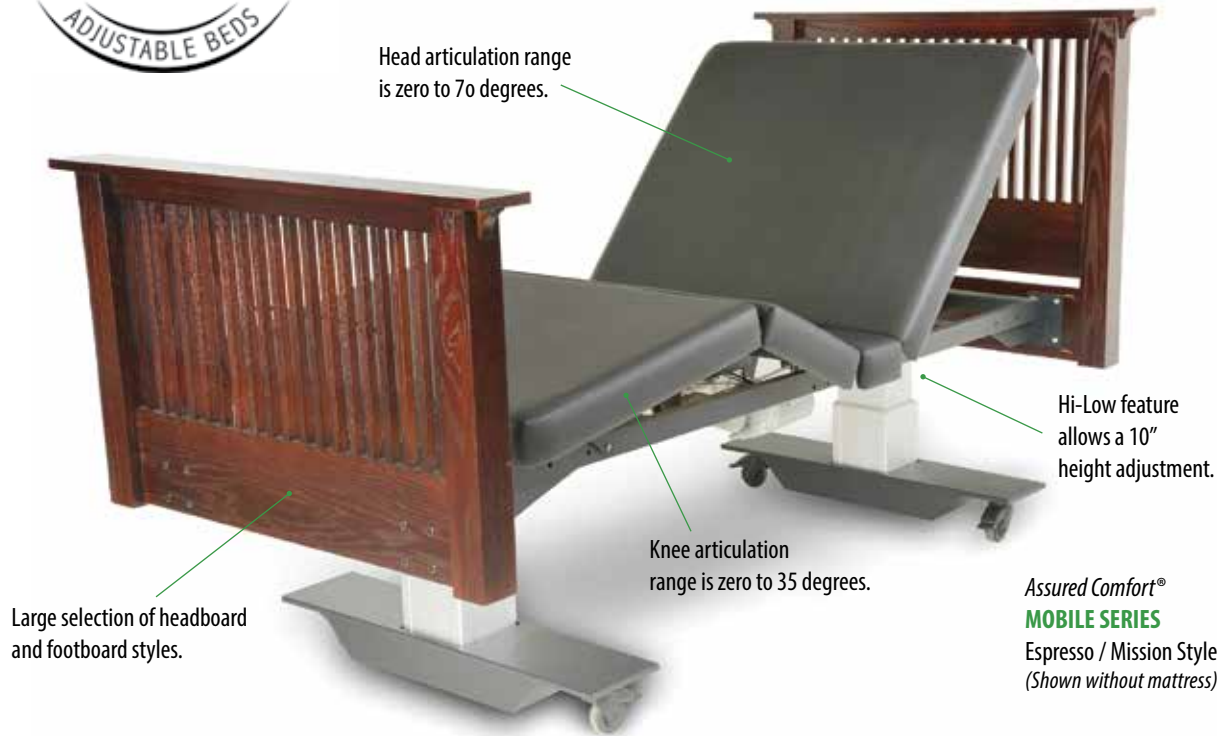
This warranty applies to normal use and does not cover any damage caused by excessive wear, abuse, misuse, mishandling or modification of the product.

**QUESTIONS? Call 866.852.2337**





## MOBILE SERIES



Assured Comfort®  
**MOBILE SERIES**  
 Espresso / Mission Style  
 (Shown without mattress)

# Assured Comfort® Hi-Low Adjustable Beds

### FEATURES

- Includes quiet, electric Hi-Low operation along with head and knee articulation.
- Best solution when bed mobility is necessary.
- Hi-Low feature allows a 10" height adjustment of the foundation deck. Bed can be ordered with or without footboard.
- Leather upholstered, padded assist side rails are available as an option.
- Cordless and corded remotes are included.
- Choice of mattresses to your specification. Or, use your mattress if it works with our adjustable frame.
- Available in Twin, Full, Queen and Split King.
- If necessary, ask our representative about customization options.

### SALES

**Assured Comfort® Beds, Inc.**  
 Toll Free: 866.852.2337  
 3629 Reed Creek Drive / Bassett, VA 24055  
[AssuredComfortBed.com](http://AssuredComfortBed.com)

*(Product features and dimensions subject to change without notice.)*

### SPECIFICATIONS

#### HEADBOARD / FOOTBOARD

- Options for wood, metal and upholstered headboards and footboards, connected with matching side panels.

#### ARTICULATION

- Head section moves from zero to about 70 degrees.
- Knee section moves from zero to about 35 degrees.

#### MATTRESS SIZES

- Twin: 38" x 80" / Full: 53" x 80" / Queen: 60" x 80"  
 Split King: 38" x 80" (x2) *(Custom sizes are available)*

#### MATTRESSES

- 10" thick, "Comfort Transfer" premium mattress. Other mattress options are available.

#### WEIGHT CAPACITY

- Foundation support varies depending on bed size and mattress. Contact customer service for details.

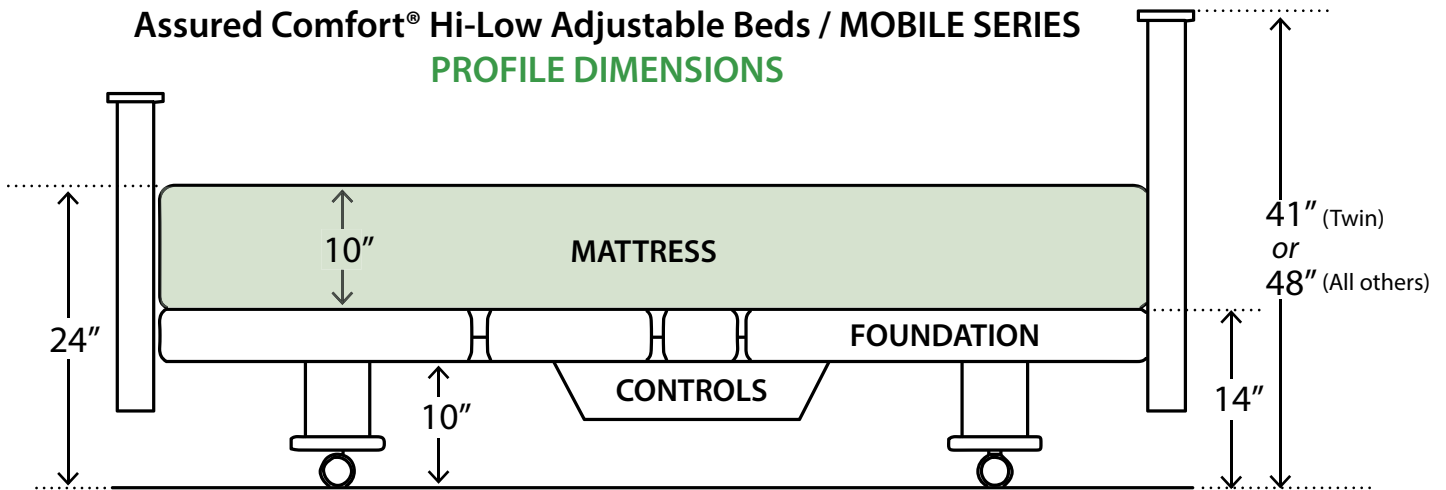
*Hundreds of combinations available!*



Model shown in down position  
 (Shown without mattress)



## Assured Comfort® Hi-Low Adjustable Beds / MOBILE SERIES PROFILE DIMENSIONS



### HEADBOARD DIMENSIONS

All footboards are about 30" in height.

Exact measurements can be provided once a specific combination is chosen.



Mission Style



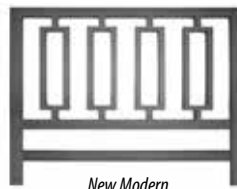
Raised Panel

#### WOOD HEADBOARDS

| Standard   | Width | Height | Depth |
|------------|-------|--------|-------|
| Twin       | 41"   | 41"    | 3"    |
| Full       | 58"   | 48"    | 3"    |
| Queen      | 64"   | 48"    | 3"    |
| Split King | 82"   | 48"    | 3"    |



Chinese Chippendale



New Modern

#### METAL HEADBOARDS

| Standard   | Width | Height | Depth |
|------------|-------|--------|-------|
| Twin       | 40"   | 41"    | 2"    |
| Full       | 55"   | 48"    | 2'    |
| Queen      | 62"   | 48"    | 2"    |
| Split King | 81"   | 48"    | 2"    |



Camelback



Flat Panel

#### UPHOLSTERED HEADBOARDS

| Standard | Width | Height | Depth |
|----------|-------|--------|-------|
| Twin     | 41"   | 41"    | 3"    |
| Full     | 56"   | 47"    | 3'    |
| Queen    | 63"   | 47"    | 3"    |

(Product features and dimensions subject to change without notice.)

2/20

### CONSIDERATIONS

#### WHAT IS THE PREFERRED TRANSFER HEIGHT?

- With Hi-Low operation, the MOBILE SERIES offers a transfer height range from 24" to 34" when using a standard 10" mattress.

#### DOES THE BED NEED TO ACCOMODATE LIFT?

- Yes. The MOBILE SERIES will accomodate a lift.

#### WHAT IS THE FLOOR SURFACE?

- If the bed will be on a hard floor surface such as wood or tile and needs casters to be moved often, we recommend the MOBILE SERIES.

#### DO YOU NEED SIDE ASSIST RAILS?

- For help getting in and out of bed, consider side assist rails. Height of rail varies with the thickness of the mattress.



### WARRANTY

#### Full One-Year Warranty

Assured Comfort® Adjustable Beds are warranted against defects in workmanship or materials for a period of one year from the date of purchase. Assured Comfort Beds, Inc. will repair or replace any defective part at no cost to the purchaser.

#### Limited Five Year Warranty

During the second through fifth years from the date of purchase, Assured Comfort Beds, Inc. will replace any part found to be defective. Purchaser shall pay all service and shipping costs related to the replacement of the defective parts.

#### Terms and Conditions

This warranty applies to normal use and does not cover any damage caused by excessive wear, abuse, misuse, mishandling or modification of the product.

**QUESTIONS? Call 866.852.2337**



## Headboard Selection

### Native Wood

Hand Crafted with finish choices in Mahogany, Natural Oak, Espresso, White, Cherry, and Ebony. Wood samples are available upon request.

### Metal

Uniquely built in our Virginia factory from steel and powder coated in your choice of color. See metal color chart for available choices.

### Upholstery

Select from our exclusive fabrics or COM to compliment your bedroom. Available with or without tacks. See fabric color chart for available choices.

Contact:

### Assured Comfort Beds

3629 Reed Creek Dr. / Bassett, VA 24055  
Toll Free: 866.852.2337  
AssuredComfortBed.com  
customercare@AssuredComfortBed.com

*Approximate dimensions. Subject to change.*



### Mission Headboard

| Standard | Width | Height | Depth |
|----------|-------|--------|-------|
| Twin     | 41"   | 41"    | 3"    |
| Full     | 58"   | 48"    | 3"    |
| Queen    | 64"   | 48"    | 3"    |
| King     | 82"   | 48"    | 3"    |

#### Footboard:

All footboards are about 30" in height.

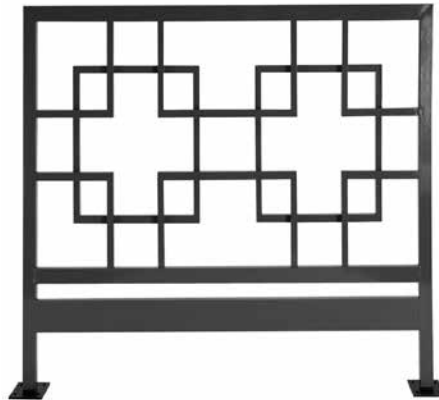


### Raised Panel Headboard

| Standard | Width | Height | Depth |
|----------|-------|--------|-------|
| Twin     | 41"   | 41"    | 3"    |
| Full     | 58"   | 48"    | 3"    |
| Queen    | 64"   | 48"    | 3"    |
| King     | 82"   | 48"    | 3"    |

#### Footboard:

All footboards are about 30" in height.

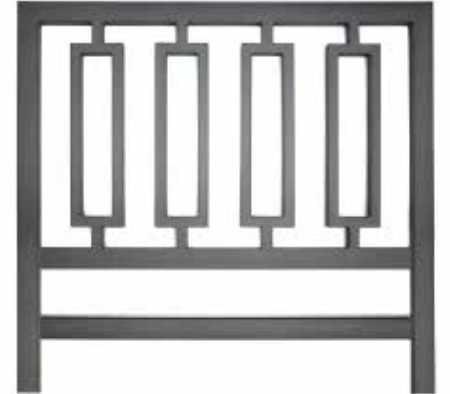


### Chinese Chippendale Headboard

| Standard | Width | Height | Depth |
|----------|-------|--------|-------|
| Twin     | 40"   | 41"    | 2"    |
| Full     | 55"   | 48"    | 2"    |
| Queen    | 62"   | 48"    | 2"    |
| King     | 81"   | 48"    | 2"    |

#### Footboard:

All footboards are about 30" in height.



### New Modern Headboard

| Standard | Width | Height | Depth |
|----------|-------|--------|-------|
| Twin     | 40"   | 41"    | 1"    |
| Full     | 55"   | 48"    | 1"    |
| Queen    | 62"   | 48"    | 1"    |
| King     | 81"   | 48"    | 1"    |

#### Footboard:

All footboards are about 30" in height.



### Camelback Headboard

| Standard | Width | Height | Depth |
|----------|-------|--------|-------|
| Twin     | 41"   | 47"    | 3"    |
| Full     | 56"   | 47"    | 3"    |
| Queen    | 63"   | 47"    | 3"    |
| King     | 81"   | 47"    | 3"    |

#### Footboard:

All footboards are about 30" in height.



### Flat Panel Headboard

| Standard | Width | Height | Depth |
|----------|-------|--------|-------|
| Twin     | 41"   | 47"    | 3"    |
| Full     | 56"   | 47"    | 3"    |
| Queen    | 63"   | 47"    | 3"    |
| King     | 81"   | 47"    | 3"    |

#### Footboard:

All footboards are about 30" in height.



### Designer Headboard

| Standard | Width | Height | Depth |
|----------|-------|--------|-------|
| Twin     | 41"   | 47"    | 3"    |
| Full     | 56"   | 47"    | 3"    |
| Queen    | 63"   | 47"    | 3"    |
| King     | 81"   | 47"    | 3"    |

#### Footboard:

All footboards are about 30" in height.





## SELECT YOUR HEADBOARD AND FOOTBOARD



Raised Panel

Mission Style

### WOOD & METAL SELECTIONS

Select one of our wood or metal finishes from the options below. All products are handcrafted in the USA.

### WOOD FINISHES



White



Natural Oak




Cherry



Mahogany

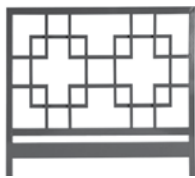


Espresso



Ebony

### METAL FINISHES



Chinese Chippendale



Rose



Snow White



Indigo



Chocolate



Midnight



New Modern


Other custom colors for our metal frames are available.



Alabaster



Black Frost



Emerald



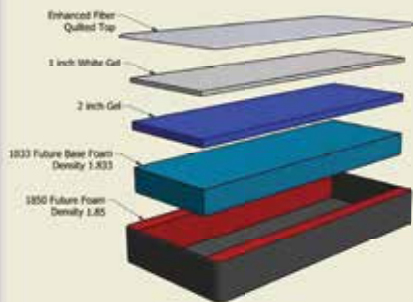
Amber Gold



Copper Penny

### MATTRESSES

#### COMFORT TRANSFER™ MATTRESSES



Our proprietary "Comfort Transfer" mattress design allows users easier transfers from in and out of bed.

**We paired our frame with a superior 10" memory foam/gel hybrid mattress as standard.**

Our standard mattress has a medium to firm density. It is very comfortable with the right amount of support. The enhanced airflow feature ensures a cool and optimized temperature while you sleep.

Our Comfort Transfer™ design that adds firmness to the perimeter of the mattress for easier bed transfers.

Custom mattresses are available to cater to your specific need: firmer, softer, thicker, or thinner.




Our mattresses use Future Foam, a CertiPUR-US® certified foam with the following features:

- Made without ozone depleters
- Made without PBDEs, or TCEP "Tris" flame retardants
- Made without mercury, lead, and other heavy metals
- Made without formaldehyde
- Made without phthalates regulated by the Consumer Product Safety Commission
- Low VOC (Volatile Organic Compound) emissions for indoor air quality (less than 0.5 parts per million)





## HEADBOARD, FOOTBOARD & ASSIST RAILS



### FABRIC CHOICES

Select one of our current fabric selection from the below for your headboard, foot board and assist rails.

### LINEN COLLECTION *(Headboard & Footboard only)*



### FAUX LEATHER COLLECTION *(In stock, Headboard, Footboard & Assist Rails)*



### FAUX LEATHER COLLECTION *(Special Order, Headboard, Footboard & Assist Rails)*





## BED SPECIFICATIONS

For any specification concerns, contact [CustomerCare@AssuredComfortBed.com](mailto:CustomerCare@AssuredComfortBed.com)

- Construction materials used to manufacture our beds
- Availability of special equipment or bed functionality
- MSDS information for product components (if available).

### Assured Comfort® Hi-Low Adjustable Beds

3629 Reed Creek Drive/ Bassett, VA 24055

Phone: (276) 627.0088 / Toll-Free 866.852.2337

Email: [CustomerCare@AssuredComfortBed.com](mailto:CustomerCare@AssuredComfortBed.com)

Website: [www.AssuredComfortBed.com](http://www.AssuredComfortBed.com)

## TRANSFER HEIGHTS

The Assured Comfort® Hi-Low Adjustable Bed offers a range of transfer heights.

Transfer height is the distance from the top of the mattress to the floor.

| SERIES                        | MATTRESS DEPTH | TRANSFER HEIGHT |
|-------------------------------|----------------|-----------------|
| Signature (Fixed Foundation)  | 8"             | 22"             |
| Signature (Fixed Foundation)  | 10"            | 24"             |
| Signature (Fixed Foundation)  | 12"            | 26"             |
| Signature (Hi-Low Foundation) | 10"            | 24" to 32"      |
| Platform (Hi-Low Foundation)  | 8"             | 17" to 27"      |
| Mobile (Hi-Low Foundation)    | 10"            | 24" to 34"      |

Note: If necessary, the transfer height for a fixed frame may be increased to up to 35" by custom ordering the frame with longer legs.

## ANGLES OF ARTICULATION / HI-LO RANGE

The Assured Comfort® Adjustable Bed offers a range of bed articulation.

| HEAD ARTICULATION     | KNEE ARTICULATION     | HI-LO RANGE                           |
|-----------------------|-----------------------|---------------------------------------|
| 0 to about 70 degrees | 0 to about 35 degrees | 8" or 10" range of up & down movement |

## MATTRESS SIZES

TWIN: 38" x 80" / FULL: 53" x 80" / QUEEN: 60" x 80" / SPLIT KING: 38" x 80" (x2)

Custom sizes may be ordered for an additional charge.

## OVERALL BED DIMENSIONS (Width by Length)

TWIN FRAME: 39" x 81" / FULL FRAME: 54" x 81" / QUEEN FRAME: 61" x 81" / SPLIT KING: 79" x 81"

- When adding a Wood Headboard add 4" to the overall Length and 3" to overall Width
- When adding a Wood Headboard and Footboard add 10" to overall Length and 3" to overall Width
- When adding a Metal Headboard add 1" to overall Length and 1" to overall Width
- When adding a Metal Headboard and Footboard add 4" to overall Length and 1" to overall Width
- When adding a Fabric Headboard add 4" to overall Length and 3" to overall Width
- When adding a Fabric Headboard and Footboard add 10" to overall Length and 3" to overall Width

## WEIGHT CAPACITY

Foundation support varies depending on the bed size and the mattress.

Contact customer service for details.



## CUSTOMER CARE

For the following concerns, contact us at [CustomerCare@AssuredComfortBed.com](mailto:CustomerCare@AssuredComfortBed.com)

- Construction or Design
- Availability of Frames or Fabric
- Delivery Information
- Sales Aids
- Sales Assistance
- Cancellations, Holds, or Changes

### **Assured Comfort® Hi-Low Adjustable Beds**

3629 Reed Creek Drive/ Bassett, VA 24055

Phone: (276) 627.0088 / Toll-Free (866) 852.2337

Email: [CustomerCare@AssuredComfortBed.com](mailto:CustomerCare@AssuredComfortBed.com)

Website: [www.AssuredComfortBed.com](http://www.AssuredComfortBed.com)

## WARRANTY

### **Full One-Year Warranty**

The Assured Comfort® Adjustable Bed is warranted against defects in workmanship or materials for a period of one year from the date of purchase. Assured Comfort Beds, Inc. will repair or replace any defective part at no cost to the purchaser.

### **Limited Five Year Warranty**

During the second through fifth years from the date of purchase, Assured Comfort Beds, Inc. will replace any part found to be defective. Purchaser shall pay all service and shipping costs related to the replacement of the defective parts.

### **Terms and Conditions**

This warranty applies to normal use and does not cover any damage caused by excessive wear, abuse, misuse, mishandling or modification of the product.

## NEED SERVICE?

Periodic checks of the tightness of all fasteners are recommended for product stability and safety. Clean with water and mild detergent using a soft cloth. Avoid abrasives and solvents.

## MAINTENANCE

Simply call our toll free number, 866-852-2337. The Assured Comfort® Hi-Low Adjustable Bed comes complete with a manual that makes service quick and easy. Should you ever need information or in-home service, it's just a toll-free call away.

# RETAIL PRICE LIST / MSRP

ASSURED COMFORT® HI-LOW ADJUSTABLE BEDS

Effective January 2019



**Assured Comfort®  
Hi-Low Adjustable Beds**

3629 Reed Creek Drive  
Bassett, VA 24055

Toll Free: 866.852.2337

Fax: 276.627.0234

Sales@AssuredComfortBed.com

AssuredComfortBed.com



## MOBILE SERIES

*Includes articulating, Hi-Lo foundation, frame only*

| Twin    | Full    | Queen   | Split King |
|---------|---------|---------|------------|
| \$5,000 | \$6,500 | \$6,650 | \$8,500    |



## PLATFORM SERIES

*Includes articulating, Hi-Lo foundation, frame only*

| Twin    | Full    | Queen   | Split King |
|---------|---------|---------|------------|
| \$4,790 | \$5,080 | \$5,180 | \$8,080    |



## SIGNATURE SERIES

*Includes articulating, Hi-Lo foundation, frame only*

| Twin    | Full    | Queen   | Split King |
|---------|---------|---------|------------|
| \$4,410 | \$4,620 | \$4,720 | \$7,320    |

*Note: For Cloudlift option, add \$250*

## OPTIONS (Additional Charges)

|                                       | Twin    | Full    | Queen   | Split King |
|---------------------------------------|---------|---------|---------|------------|
| Raised Panel Headboard (Wood)*        | \$1,090 | \$1,390 | \$1,450 | \$1,680    |
| Raised Panel Footboard (Wood)*        | \$ 920  | \$1,140 | \$1,200 | \$1,360    |
| Mission Headboard (Wood)**            | \$1,510 | \$1,570 | \$1,610 | \$1,720    |
| Mission Footboard (Wood)**            | \$1,370 | \$1,410 | \$1,440 | \$1,510    |
| Modern Headboard (Metal)              | \$1,890 | \$1,970 | \$2,020 | \$2,070    |
| Modern Footboard (Metal)              | \$1,840 | \$1,920 | \$1,970 | \$2,030    |
| Chinese Chippendale Headboard (Metal) | \$1,850 | \$1,930 | \$1,970 | \$2,040    |
| Chinese Chippendale Footboard (Metal) | \$1,800 | \$1,880 | \$1,930 | \$2,020    |
| Upholstered Headboard (Fabric)        | \$1,690 | \$1,930 | \$2,000 | \$2,240    |
| Upholstered Footboard (Fabric)        | \$1,620 | \$1,870 | \$1,900 | \$2,110    |

\* Additional \$250 for Mahogany wood Raised Panel Headboard and Footboard

\*\*Additional \$100 for Mahogany wood Mission Headboard and Footboard

## MATTRESSES (Additional Charges)

|                                    | Twin   | Full    | Queen   | Split King |
|------------------------------------|--------|---------|---------|------------|
| 8" Thickness (Choice of firmness)  | \$ 800 | \$1,000 | \$1,100 | \$1,500    |
| 10" Thickness (Choice of firmness) | \$ 900 | \$1,100 | \$1,200 | \$1,700    |



## SIDE ASSIST RAILS / 12" Wide - \$450

*Set of two. Fit any model of Assured Comfort Beds.*



## SIDE ASSIST RAILS / 24" Wide - \$680

*Set of two. Fit any model of Assured Comfort Beds.*